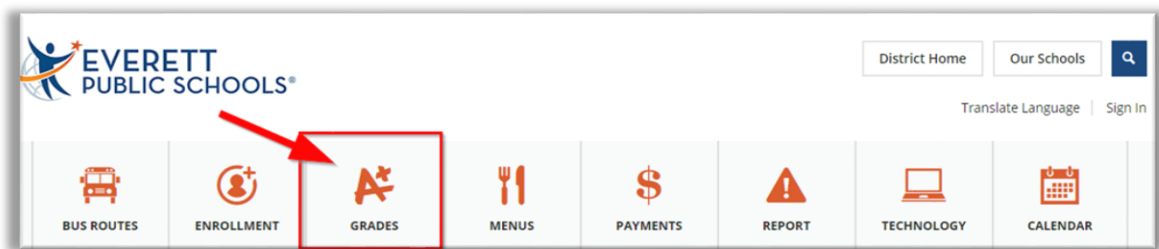


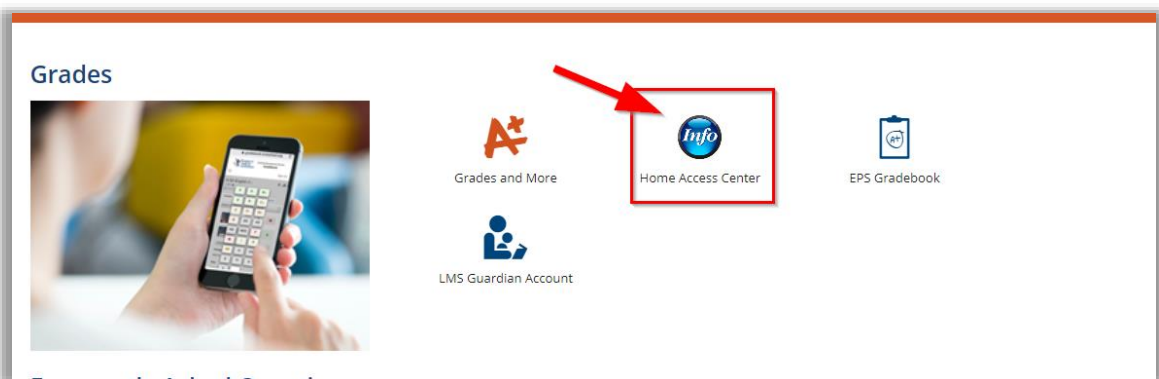
Student Learning Model Selection Link in Home Access Center

A link to **Student Learning Model Selections** is also available for Parent(s)/Guardian(s) in Home Access Center (HAC). They can access this from the district website by following these steps:

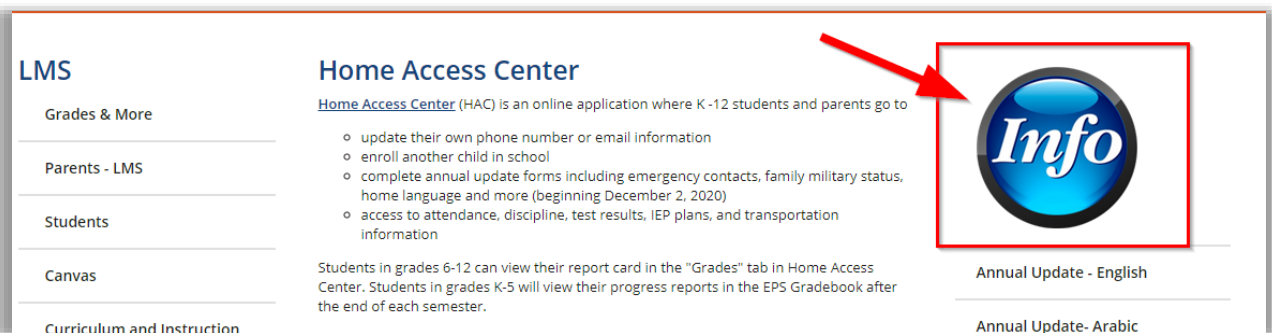
1. Go to www.everettsd.org
2. Click on A+ Grades



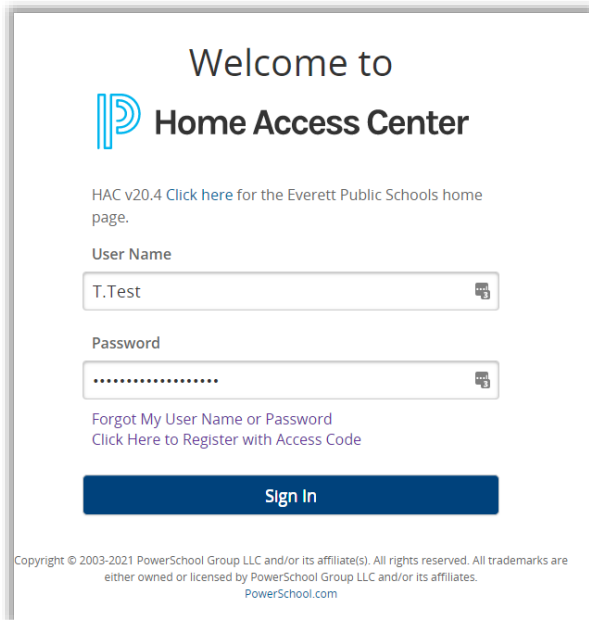
3. Click the Info button




4. Click the large Info button



5. Type your parent username and password – this is NOT your student’s ID number.



Welcome to

 **Home Access Center**

HAC v20.4 [Click here](#) for the Everett Public Schools home page.

User Name

Password

[Forgot My User Name or Password](#)
[Click Here to Register with Access Code](#)

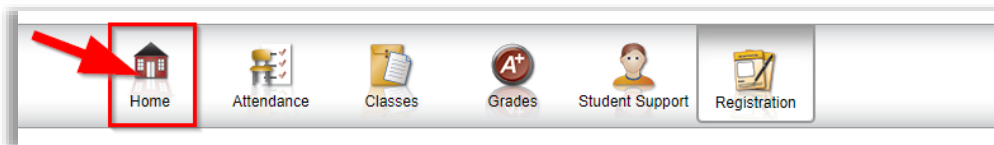
Sign In

Copyright © 2003-2021 PowerSchool Group LLC and/or its affiliate(s). All rights reserved. All trademarks are either owned or licensed by PowerSchool Group LLC and/or its affiliates.
[PowerSchool.com](#)

If you do not know your username and password, please email LMS@everettsd.org using your email on file at the school. Please include the name(s) of all your students, your name and relationship to the student(s). Upon receipt of the email, LMS will verify that you have web access allowed and reset your password.

6. Choose the student you are answering for

7. Click the Home Icon



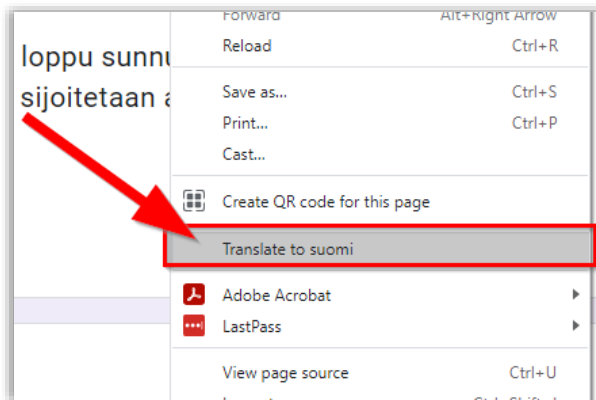
8. Click on the Selection Link



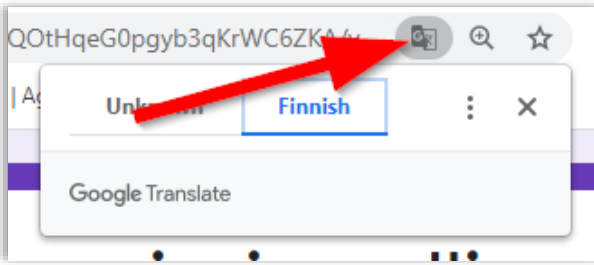
9. Fill out the Selection Form.

A screenshot of a web form titled "Secondary Student Learning Model Selection". Below the title, there is a paragraph: "The deadline for making your choice is end of day Sunday March 21, 2021 at midnight. If you do not make a selection your student will be automatically placed into 100% remote." At the bottom left, there is a red asterisk followed by the word "Required".

If you need to translate the survey or the webpage, you can translate them in Chrome by right clicking anywhere on the page and choosing the Translate to <language> option.



You can then adjust translations at the top of the page with this icon:



10. **IMPORTANT:** If you need to answer for another student – Change the student in the upper right corner of HAC and return to step 7.

